

Better Homes and Gardens Special Interest Publications

KITCHEN

AND BATH IDEAS.

WIN
A \$20,000
Kitchen
Makeover!
page 133

**Classic
Looks
Updated**

**9 Kitchens with
Timeless Style**

**Picking
Appliances**
**Best Advice
From the Pros**

May/June 2007
Display until June 19

www.kitchenbathideas.com



plus:
Baths Designed for Relaxation

KITCHEN 1

Space smarts and cost-conscious style break the mold in a stale and storage-starved white kitchen without breaking the bank.




PROBLEM

Suppose cabinets had expiration dates. Then Liz and Mark Schiele's were like sour milk. "The surfaces were bubbling up, and hinges were falling off," Liz says. Stale cabinets aside, the couple's all-white kitchen didn't suit their tastes, and its layout didn't work for their family of four. "We were on a budget, and we didn't want to have to spend a whole lot of money to get a classic look and efficiency," Liz says.

SOLUTION

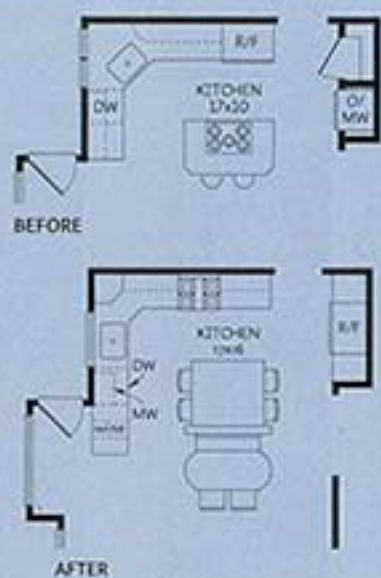

Designers Erin Davis and Arlene Lord, members of the National Kitchen & Bath Association (NKBA), added a banquette, *above*, and reshaped a corner, *right*, to create a stylish, efficient space within the couple's budget. "I'm so glad that we used professional designers," Liz says. "It was worth the little extra cost because they figured out how to save money, took care of all the headaches, and guided us through the steps."





THIS PHOTO: Liz found the cabinetry online, then worked with a local dealer who offers design services. Crown molding, glass doors, and a mix of finishes provide a custom look with the stock goods.

By applying **FLOOR PLAN FIXES** instead of moving walls, the couple saved money for what mattered most to them.



FINE-TUNED FOOTPRINT

Extending the sink wall slightly gained counter space and room for a wine cooler. Replacing the separated cooktop and oven with a range freed up the island and let the refrigerator move to a more accessible spot.



Classic surfaces better suit the couple's relaxed traditional tastes. Parts of the mix are crisp subway tile on the backsplash, matte black porcelain tiles on the countertops, and pewter-look cabinetry pulls.



Strategic splurges include the banquette's custom table and cushions. "It was definitely worth the splurge to have one built because the kitchen flows so much better," designer Erin Davis says.



Attractive storage, such as a corner appliance garage and these apothecary-style drawers below the microwave, makes the kitchen more functional for a family of four while enhancing the room's style.



THIS PHOTO: Using stone-look tile on the island and perimeter countertops saved thousands of dollars, as did buying moderate-price appliances that resemble professional-grade models.